

















































Year 1		
Autumn 1 - Who's Who		Autumn 2 - Influential People
<p>In Year 1 children explore their locality and develop their understanding of their school environment and their local area asking and answering questions such as, 'what is it like in this place?' They will learn about local landmarks and features. They will explore sacred places including the local church and compare it to another sacred place. The children will take inspiration from the environment and the beauty of flowers to create prints. In science pupils will identify the materials things are made from</p>		<p>Pupils are influenced by their own history and that of their parents and grandparents. Using pictures, artefacts and personal accounts children explore how toys have changed over time. Children will build an overview of how and why toys have changed, label timelines and communicate historically. In D&T pupils will design and make their own puppets based on research and develop their cutting and joining techniques to enable them to construct their product. In music and writing they will have the opportunity to be creative as they explore the 'Magical Toy Box'; playing instruments, storytelling and creating their own performance!</p>
	Science	Seasons (Autumn into winter) Plants and trees
	History	The history of toys
	Geography	
	Art	
	D&T	Design and make a hand puppet
	RE	What makes some places sacred?
	Music	
	PHSE	Feelings Getting help Classroom rules
	Science	Animals Inc Humans - Senses and Animal Types
	History	
	Geography	Our local area
	Art	The Beauty of Flowers
	D&T	Making Pizza [Barleylands school trip]
	RE	How and why do we celebrate special and sacred times?
	Music	
	PHSE	Recognising, valuing and celebrating difference Developing tolerance



Spring 1 An Eye On London			Spring 2 Take One Picture		
<p>During Spring 1 pupils explore their capital city using a variety of maps and images to develop their perspective.. The children learn about a range of London landmarks with historical, cultural and architectural significance and understand why they are so well known. They learn about some of the key features of London as a capital city. The children will construct lego models of their landmarks and in art they look at how landscapes have inspired artists before creating London landscapes of their own.</p>			<p>In this half term children in Year 1 explore the life of the Queen and ask and answer historical questions to develop their understanding of significant events in the recent past. In art the children explore portraiture and how people (including the queen) are represented in art. They will explore the work and techniques of Thomas Gainsborough in contrast with digital techniques of Andy Worhol. They will create digital portraits of the queen and learn about the painting and colour techniques and effects used by Gainsborough. In science children will identify, name and classify a variety of animals. Take one picture will also inspire their geography work as they explore the school grounds, using observation and photography to capture and map key features.</p>		
	Science	Testing and Investigating Materials Properties		Science	Seasons (spring into summer) Plants and trees
	History			History	The life of Queen Elizabeth II
	Geography	London landmarks		Geography	
	Art	A Birds Eye View		Art	Portraits
	D&T			D&T	
	RE	Who is Christian and what do they believe?		RE	Who is Jewish and what do they believe?
	Music			Music	
	PHSE	Looking after things		PHSE	How our feelings can keep us safe Keeping healthy Medicine safety



Summer 1 Invention and Exploration			Summer 2 Going Green		
<p>Children will explore how living life in the lighthouse can be so varied. Children will learn how the bravery of Grace Darling and her father on one stormy night in November 1815 highlighted the perilous life of seafarers and Lighthouse keepers. Linking to the fabulous series of books by David and Ronda Armitage, children will invent a new way of safely transferring Mr Grinling's sandwiches from his house to his lighthouse.</p>			<p>Oh I do like to be beside the Seaside! Children in Year 1 will explore the seaside and identify key human and physical features of a coastal area. They will use simple fieldwork and observational skills to study the seaside and what people do there. As we are 'going green' they will also find out how to protect the area from pollution and preserve the wildlife on the coast and in our seas. The seaside environment will also provide inspiration for creating clay tiles - a souvenir of their seaside adventures! They will be taking a very close look at birds and developing their observation and sketching skills before creating bird sculptures</p>		
	Science	Forces (Push and Pull) and Electricity		Science	Animals inc humans
	History	The life of Grace Darling		History	
	Geography			Geography	The Seaside
	Art			Art	Scenes of the Sea
	D&T	Design and make a pulley system		D&T	Design and make a den
	RE	What can we learn from sacred books?		RE	What does it mean to belong to a faith community?
	Music			Music	
	PHSE	Growth mindset Keeping health		PHSE	Getting help Becoming independent Body parts

